


Colour and trim.




Exterior colours

*Metallic finish is an optional cost extra on the 2300 and 2600.

**Maraschino paint is an optional cost extra.




Atlantis



Avocado



Brazilia



Maraschino**



Pendelican



Richelieu



Turmeric



Midas*

Persian Aqua*


Platinum*

Poseidon*


Triton*

Trim colours

Leather seat facings in Nutmeg only are available at extra cost, with any standard exterior colour.



Nutmeg



Coriander



Caviar

V8S trims



Beige



Bronze

Trim fabrics

All the above fabrics, whether real British Connolly hide, luxurious cross ribbed velvet, or cropped velour, have been subjected to rigorous test procedures to establish their durability and fade resistance. Every Rover trim fabric must achieve consistent and outstanding results in long-term trials under intense ultra violet rays. It must also satisfactorily withstand sustained testing on special rigs constructed to duplicate the effects of continued use in extreme operating conditions, before it is finally introduced into the Rover range.

Colour and trim combinations

Exterior colours	Trims – 2300/2600/3500			V8S
	Nutmeg	Coriander	Caviar	
Atlantis		X	X	
Avocado	X	X		
Brazilia	X	X		
Maraschino	X	X	X	
Pendelican	X		X	
Richelieu		X	X	
Turmeric		X	X	
Midas	X		X	
Persian Aqua		X	X	
Platinum	X		X	
Poseidon	X	X		
Triton	X	X		

Beige or Bronze

The Rover paint process

Attention to detail and quality finish have always been the hallmarks of Rover craftsmanship. Nowhere is this more apparent than in the Rover paint process.

In a purpose-built three storey paint shop, the most technically advanced in Britain, pre-tested Rover monocoque bodysHELLS are marshalled and degreased.

After painstaking preparation and cleaning, each bodysHELL is coated with a corrosion resistant film in a phosphate tunnel. It is then hot and cold rinsed and cooled to an exact temperature, before being electrified and given two coats of anti-chip primer. The electrostatic effect guarantees full primer coverage and permanently bonds the primer to the steel.

The process continues with each body being passed through ultra-fine filtered rinses and a demineralised waterspray before being dried by a powerful air knife.

After preliminary baking and under body coating, the Rover bodysHELL is now ready for painting.

Each body then proceeds through the carefully controlled environment of a sealed, contamination-free paint shop and receives four coats of thermoplastic paint which are finally fused to a hard gloss finish in high temperature ovens.

The result is a durable, fade resistant, high gloss paint finish and a credit to British technology and craftsmanship.



BL Cars Limited is constantly seeking ways to improve the specification, design, and production of its vehicles and alterations take place continually. While every effort is made to produce up-to-date literature, this Brochure should not be regarded as an infallible guide to current specification, nor does it constitute an offer for the sale of any particular vehicle. Distributors and Dealers are not agents of BL Cars Limited and have absolutely no authority to bind BL Cars Limited by any express or implied undertaking or representation.

 **Jaguar Rover Triumph**
Grosvenor House, Redditch, Worcs. B97 4DQ

Publication No. 3448

Lithographed by The Nuffield Press Limited, Cowley, Oxford, England.