



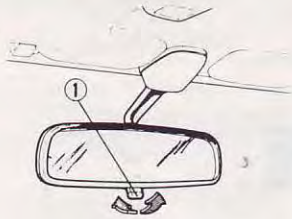
ROVER 416i

HAND BOOK SUPPLEMENT

THIS SUPPLEMENT CONTAINS INFORMATION ON

SE & *Vitesse* MODELS

AND IS ADDITIONAL TO THAT GIVEN IN YOUR HANDBOOK PART No. TP1148



INSTRUMENTS & CONTROLS

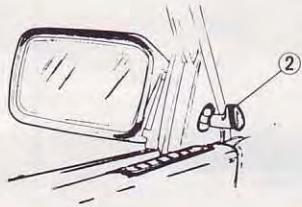
MIRRORS

Both inside and outside mirrors can be adjusted manually.

The inside mirror has day and night positions.

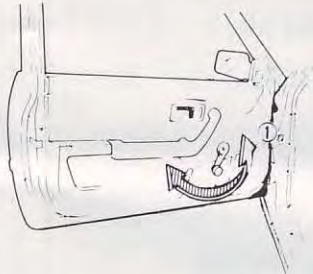
The night position reduces glare from the headlights of following vehicles.

Flip the small tab ① on the bottom of the mirror forward or backward to select day or night position.



Outside mirrors are moved to the desired position by control knob ②.

Mirrors should be kept clean and adjusted for maximum overall visibility from your normal driving position.



MANUALLY OPERATED WINDOWS

Rotate the winder handle ① in a clockwise or anti-clockwise direction to raise or lower the window.

SAFETY EQUIPMENT

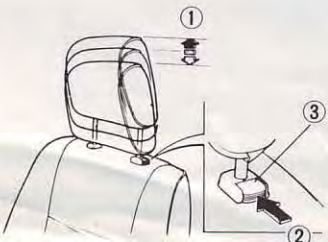
HEAD RESTRAINTS

The head restraints are designed to help reduce injuries due to whiplash. They are located at the top of each front seat back and have four height positions. They can be adjusted by pulling up to the position you want. To lower them, slide the button next to the restraint height bar, while pushing the restraint down. Adjust so the centre of the restraint is approximately level with the top of your ears. Do not adjust the head restraints above the upper detent position.

To remove the head restraint from the seat-back, pull the restraint up to its highest position, then slide the button while pulling the restraint out. To reinstall, do the same in reverse order.

WARNING

- Do not operate the car with head restraints removed.
- Do not attempt to adjust head restraints while driving.



① Pull up ② Push ③ Button

7. SPECIFICATIONS

DIMENSIONS

GROUND CLEARANCE LADEN	120mm
TURNING CIRCLE DIA. BETWEEN KERBS	9.8m

WEIGHTS

KERB WEIGHT FULL FUEL TANK & OPTIONS		
SE	AUTO	1048kg
	MAN.	1038kg
VITESSE	AUTO	1068kg
	MAN.	1058kg
TOWING WEIGHT BRAKED TRAILER		1000kg

ENGINE

MAX. POWER DIN.	90kW @ 6500 RPM
MAX. TORQUE DIN.	142 Nm @ 5000 RPM

STEERING

TYPE	SE	MANUAL RACK & PINION
	VITESSE	POWER ASSISTED RACK & PINION

WHEELS

TYPE & SIZE	SE	STEEL 330mm DIA. RIM J5 x 13
	VITESSE	ALLOY 355mm DIA. RIM 5.5J x 14

TYRES

SIZE	SE	185/70.R13	86H
	VITESSE	195/60.HR14	85H
Pressure		Front	Rear
Normal Driving		180kPa	180kPa
High Speed		220kPa	220kPa

Driveway Service Data

FUEL	Octane Rating Tank Capacity	Unleaded 91 R.O.N. 50 litres
ENGINE OIL	Grade	20W/40 SE/SF
TYRE PRESSURE	Driving Conditions Normal Consistent High Speed	Front 180 kPa Rear 180 kPa Front 220 kPa Rear 220 kPa
SIZE	416i VITESSE SE	185/70 HR13 MXV 195/60 HR14 - 85H 185/70 R13 - 86H